

# GELAT DE MANGO I XOCOLATA






# GELAT DE MANGO I XOCOLATA



## ALIMENTS:

- MANGO



- XOCOLATA



- OLI DE COCO



## ESTRIS DE CUINA:

- MOTLLE



- GANIVET



- CULLERA



- FORQUILLA



- BOL




## ELECTRODOMÈSTICS:

- MICROONES



- CONGELADOR




# GELAT DE MANGO I XOCOLATA



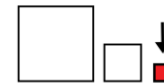

## RECEPTA DEL GELAT:



**1. ENS RENTEM LES MANS**



**2. PELEM EL MANGO AMB EL GANIVET**




**3. TALLEM EL MANGO A TROSSOS PETITS**



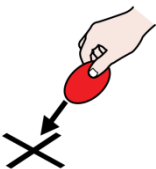
# GELAT DE MANGO I XOCOLATA




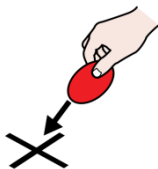
4. AMB LA FORQUILLA AIXAFEM EL MANGO



5. FEM UN PURÉ DE MANGO




6. POSEM EL PURÉ DINS ELS MOTLLES DE GELAT



7. POSEM ELS MOTLLES ALS CONGELADOR



# GELAT DE MANGO I XOCOLATA



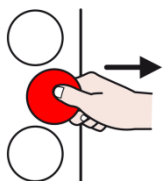
8



8. DEIXEM ELS MOTLLES AL CONGELADOR 8 HORES



9. DEIXEM QUE EL GELAT ES CONGELI



10. TRAIEM ELS GELATS DEL MOTLLE



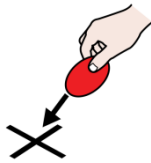
# GELAT DE MANGO I XOCOLATA



## PREPAREM LA XOCOLATA:




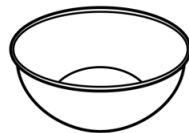
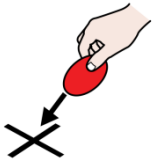
11. **AGAFEM UNA PEÇA DE XOCOLATA**



12. **LA POSEM EN UN BOL AMB UNA CULLERADA**



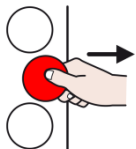
**D'OLI DE COCO**



13. **POSEM EL BOL AL MICROONES**



# GELAT DE MANGO I XOCOLATA



14. **TRAIEM EL BOL DEL MICROONES**



15. **LA XOCOLATA ESTÀ DESFETA**



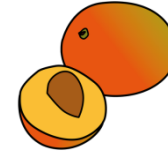
16. **AMB UNA CULLERA BANYEM EL GELAT AMB LA**



**XOCOLATA DESFETA.**



# GELAT DE MANGO I XOCOLATA



17. JA TENIM EL NOSTRE **GELAT DE MANGO I**



**XOCOLATA** PREPARAT PER MENJAR!

