



GELAT DE FRUITES DE COLORS



GELAT DE FRUITES DE COLORS

ALIMENTS:



ESTRIS DE CUINA:

- GOTS DE PLÀSTIC



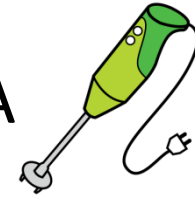
- PALS DE GELAT



- GANIVET




- BATEDORA



- 3 BOL



- CONGELADOR



GELAT DE FRUITES DE COLORS

RECEPTA




DEL GELAT:


1. ENS RENTEM LES MANS



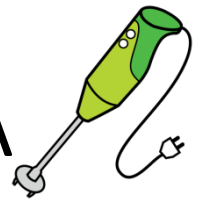

2. PELEM EL KIWI




3. TALLEM EL PLÀTAN



4. POSEM EL KIWI A LA BATEDORA



5. POSEM EL KIWI EN UN GOT



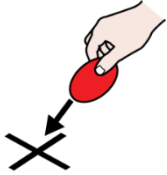
GELAT DE FRUITES DE COLORS

RECEPTA



DEL GELAT:


6. POSEM



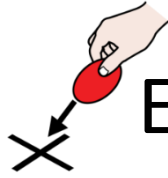
EL GOT



AL CONGELADOR



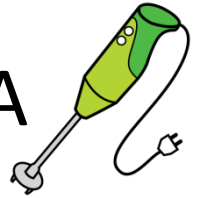
7. POSEM



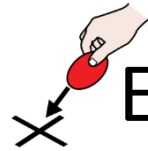
ELS GERDS



A LA BATEDORA



8. POSEM



ELS GERDS




AL GOT

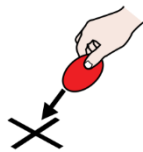


DEL

KIWI




9. POSEM



EL GOT



AL CONGELADOR



GELAT DE FRUITES DE COLORS

RECEPTA





DEL GELAT:

10. PELEM EL MANGO 

11. TALLEM  EL MANGO 

12. POSEM  EL MANGO  A LA BATEDORA 

13. POSEM EL MANGO  EN EL GOT  DEL KIWI

 I DELS GERDS 

GELAT DE FRUITES DE COLORS

RECEPTA



DEL GELAT:

14. POSEM  UN PAL DE GELAT  AL GOT 

15. DEIXEM EL GOT  AL CONGELADOR 

16. QUAN ESTINGUIN CONGELATS  ELS PODEU

TREURE DEL GOT 